

PL3 Art. 7744 3 m x 4 m

PL6 Art. 7745 4 m x 5 m

D **Montageanleitung**
Fertigteichfolie

GB **Assembly Instructions**
Pre-Sized Flexible Pond-Liner

F **Instructions de montage**
Bâches prédécoupées

NL **Montageaanwijzing**
Kant-en-klare vijverfolie

S **Monteringsanvisning**
Dammduk

I **Istruzioni per il montaggio**
Telo pretagliato per laghetti

E **Instrucciones para el montaje**
Revestimiento de caucho para estanques

DK **Monteringsanvisning**
Bassinfolie Standardstørrelse

GARDENA Pre-Sized Flexible Pond-Liner PL3, Art. No. 7744 3 m x 4 m PL6, Art. No. 7745 4 m x 5 m

Welcome to GARDENA aquamation ...

Please read carefully these instructions for building a garden pond.

GARDENA Pre-sized Flexible Pond-Liners PL3 and PL6 have been designed for building an outdoor garden pond.

“Ponds” – A brief introduction

Choosing a position

- When you choose a position for your pond make sure that at least part of the pond is shaded – either naturally or artificially – during the hottest time of the day. (But it should be exposed to sunlight for at least 6 hours a day.)
- It is not a good idea to build your pond underneath conifers, as falling needles may make the pond water too acid, and therefore toxic.
- Wind helps to mix the water naturally. Bear this in mind when building your pond. Slight edges and large water surfaces are suitable.
- Please note that the edge of the pond (especially when the pond is situated on a slope) must be level.

Pond design

- Divide your pond up into different areas:
 Bog area: approximately one third of the pond surface, 10-20 cm deep
 Shallow area: approximately 30-50 cm deep
 Deep area: for fish ponds, at least 80 cm deep, better: 100-120 cm deep
 (→ to make sure that fish can survive over the winter in the frozen pond).
- Size of the Pond: Here the rule is, the larger and deeper, the better → to establish a biological balance and to prevent the pond water being exposed to harmful external effects (e.g. big changes in temperature).
- Avoid steep edges and sides → makes planting easier and animals that fall into the water can find their way out more easily.
- Make the pond part of the overall design of your garden (e.g. a path leading to the pond, seating areas, views of the pond, the edging round the pond etc.).

Planting

We recommend that you make a sketch of your pond, including a plan of the area to be planted.

- max. 2-3 plants per m², of which approximately one third should be deep water plants
- 30-60% of the surface to be planted should be free from plants.

Suggestions for planting a pond

Please consult your specialist supplier about choice of plants and the best planting scheme for your pond.

Position	Names of Plants (family name and species)
Bog area	Tall rushes (<i>Butomus umbellatus</i>), Bog iris (<i>Iris pseudacorus</i>), Common Water-plantain (<i>Alisma plantago-aquatica</i>), types of reeds (<i>Juncus</i>), Water forget-me-nots (<i>Myosotis palustris</i>), Marsh Marigold (<i>Caltha palustris</i>), Mare's Tail (<i>Hippuris vulgaris</i>), Water Violet (<i>Hottonia palustris</i>)
Shallow area	Types of Bulrush (<i>Typha</i>), Pickerel Weed (<i>Pontederia cordata</i>), Arrowhead (<i>Sagittaria sagittifolia</i>), Water Rush (<i>Scirpus tabernaemontanii-zebrinus</i>), Comarum palustre, Water Hawthorn (<i>Aponogeton distachyos</i>), Polygonum amphibium
Deep area	Water-lilies (<i>Nymphaea</i>), Fringed Water-lily (<i>Nymphoides peltata</i>), Common Water Crowfoot (<i>Ranunculus aquatilis</i>), Hornwort (<i>Ceratophyllum demersum</i>), Canadian Pondweed (<i>Elodea canadensis</i>), Marsh Marigold (<i>Callitriche palustris</i>)

Recommended planting accessories

- Put the roots of the pond plants, with a mixture of sand and clay, into GARDENA Planting Container Liners, Art. No. 7805, and place them in the pond using GARDENA Planting Baskets, Art. No. 7794 to 7800.
- For the edging: GARDENA Pond Edge Mat, Art. No. 7806.
- For planting steep areas and edges: GARDENA Planting Containers, Art. No. 7804.

Wildlife

Species such as dragon flies, beetles and frogs will be encouraged to visit your garden by themselves. You may stock your pond with fish, but be careful: do not put in too many, otherwise the pond's balance will be upset.
 → Rule of thumb: maximum length of fish per cubic meter of water, 80 cm.
 Feeding: Do not over-feed. High levels of nutrients cause excess algae growth.

Safety

Make sure your pond is secure and that children cannot fall into it.

Specialist reading

We recommend that you consult appropriate specialist books on pond design, pond installation and planting.

Building a pond

1

Mark out the shape of the pond


Mark out the shape of your pond using, for example, a piece of string, a hose pipe, sand or sawdust.



2

Digging the hole

Dig the hole for your pond, prepare the various planting areas (deep area, shallow area, bog area). Remove any large, pointed stones as well as rough roots. Level out the edge of the pond using, for example, a water level on a board or a hose level (→ the pond must be level and must be protected against overflowing!). Install a controlled overflow.



3

Calculating the size of Pond Liner and Fleece

Either

Use a flexible tape measure, laying it on the bottom of the excavated pond at the longest and widest points. Then add a further 100 cm to both length and breadth to prevent the water touching the edges.

or

Length of Liner/Fleece

= Length of pond + 2 x depth of pond + 100 cm (for edges)

Breadth of Liner/Fleece

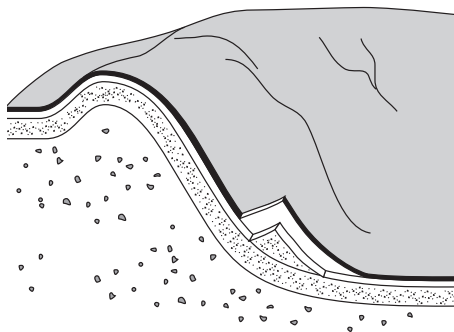
= Breadth of pond + 2 x depth of pond + 100 cm (for edges)

4

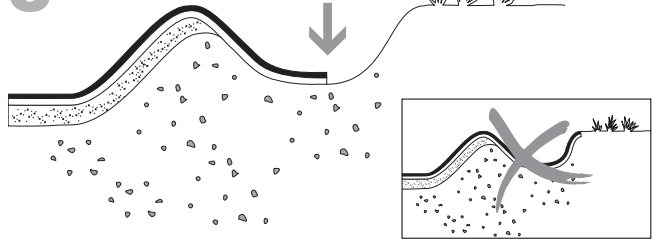
Protecting the Pond Liner

If necessary, add a layer of sand over the entire area and put a fleece on it (e.g. GARDENA Pond Fleece, Art. No. 7730 or 7731).

Then lay the liner over the excavated hole. Fit the liner to the hole by folding the fabric at points where the shape is curved.



5




Design of the edging

When you design the edging of your pond, please make sure that the water level does not reach the surrounding ground or plants (e.g. turf).

This prevents your pond draining due to capillary effects; dig a ditch, 20-40 cm wide and 10-15 cm deep round the edge of the pond.

Put the pond fleece as well as the pond liner into the ditch. (Caution! Do not build a "tub"! → there must be drainage for rainwater.)


6



Fill the pond with water and plant it

Gradually fill your pond with water and put in the plants according to your plan for the planted area.

7



Design the edging

For example, put coarse gravel onto the liner in the ditch up to the edge of the pond to prevent the water touching the surrounding ground. Then lay a few big pebbles or natural stone slabs round the edges.

D**Produkthaftung**

Wir weisen ausdrücklich darauf hin, dass wir nach dem Produkthaftungsgesetz nicht für durch unsere Produkte hervorgerufene Schäden einzustehen haben, sofern diese durch unsachgemäße Reparatur verursacht oder bei einem Teileaustausch nicht unsere Original GARDENA Teile oder von uns freigegebene Teile verwendet werden und die Reparatur nicht vom GARDENA Service oder dem autorisierten Fachmann durchgeführt wird. Entsprechendes gilt für Ergänzungsteile und Zubehör.

Garantie

GARDENA gewährt für die Haltbarkeit der Fertigteichfolie PL3 bzw. PL6 10 Jahre Garantie (ab Kaufdatum). Schneiden Sie im Reklamationsfall die komplett ausgefüllte Garantiekarte aus und senden Sie diese zusammen mit dem Kaufbeleg und unter Angabe Ihrer vollständigen Adresse (inkl. Telefonnummer) frankiert an eine der auf der Rückseite aufgeführten Serviceadressen. Wir werden uns dann mit Ihnen in Verbindung setzen.

GB**Product liability**

We expressly point out that, in accordance with the product liability law, we are not liable for any damage caused by our units if it is due to improper repair or if parts exchanged are not original GARDENA parts or parts approved by us, and, if the repairs were not carried out by a GARDENA Service Centre or an authorised specialist. The same applies to spare parts and accessories.

Guarantee

GARDENA guarantees durability of the Pre-Sized Flexible Pond Liner PL3 and PL6 for 10 years (from date of purchase). In the event of fault, please cut out the warranty card and send it together with the receipt, a description of the fault and your complete address (including your telephone number), postage paid, to one of the GARDENA Service Centres on the back of these instructions. Then we will contact you.

F**Responsabilité**

Nous vous signalons expressément que GARDENA n'est pas responsable des dommages causés par ses appareils, dans la mesure où ceux-ci seraient causés par une réparation non conforme, dans la mesure où, lors d'un échange de pièces, les pièces d'origine GARDENA n'auraient pas été utilisées, ou si la réparation n'a pas été effectuée par le Service Après-Vente GARDENA. Ceci est également valable pour tout ajout de pièces et d'accessoires autres que ceux préconisés par GARDENA.

Garantie

GARDENA accorde une garantie de 10 ans à compter de la date d'achat, couvrant les défauts de solidité des bâches PL3 et PL6.
En cas de réclamation, découpez la carte de garantie, retournez-la dûment remplie et affranchie au Service Après-Vente de GARDENA France, BP 16, 95611 Cergy Pontoise Cedex, accompagnée d'un justificatif (ticket de caisse, facture) mentionnant la date d'achat de la bâche. Nous prendrons contact avec vous.

NL**Productaansprakelijkheid**

Wij wijzen er nadrukkelijk op, dat wij op grond van de wet aansprakelijkheid voor producten niet aansprakelijk zijn voor schade ontstaan door onze apparaten, indien deze door onvakkundige reparatie veroorzaakt zijn, of er bij het uitwisselen van onderdelen geen gebruik gemaakt werd van onze originele GARDENA onderdelen of door ons vrijgegeven onderdelen en de reparatie niet door de GARDENA technische dienst of de bevoegde vakman uitgevoerd werd. Ditzelfde geldt voor extra-onderdelen en accessoires.

Garantie

GARDENA verleent op de duurzaamheid van de kant-en-klare vijverfolie PL3 resp. PL6, 10 jaar garantie (vanaf de aankoopdatum). Knip bij reclamatie de compleet ingevulde garantiekaart uit en stuur deze tezamen met het aankoopbewijs onder vermelding van uw complete adresgegevens (inclusief telefoonnummer) gefrankeerd naar het op de achterzijde vermelde serviceadres. Wij zullen ons dan met u in verbinding stellen.

S**Produktansvar**

Tillverkaren är inte ansvarig för skada som orsakats av produkten om skadan beror på att produkten har reparerats felaktigt eller om, vid reparation eller utbyte, andra än Original GARDENA reservdelar har använts. Samma sak gäller för kompletteringsdelar och tillbehör.

Garanti

GARDENA lämnar 10 års garanti på Dammduk i Bit PL3 och PL6 (från inköpsdatum). Vid eventuell reklamation, klipp ut garantikortet och skicka det tillsammans med inköpskvittot samt en beskrivning på felet och Er adress och telefonnummer till GARDENA Service. Vi tar därefter kontakt med Er.

I**Responsabilità del prodotto**

Si rende espressamente noto che, conformemente alla legislazione sulla responsabilità del prodotto, non si risponde di danni causati da nostri articoli se originati da riparazioni eseguite non correttamente o da sostituzioni di parti effettuate con materiale non originale GARDENA o comunque da noi non approvato e, in ogni caso, qualora l'intervento non venga eseguito da un Centro Assistenza GARDENA o da personale specializzato autorizzato. Lo stesso vale per le parti complementari e gli accessori.

Garanzia

Questo prodotto GARDENA gode di un periodo di garanzia di 10 anni (a partire dalla data di acquisto) relativamente a tutti i difetti sostanziali imputabili a vizi di fabbricazione o di materiale impiegato. Nel caso si riscontrasse un difetto, spedire a un centro assistenza GARDENA il certificato di garanzia compilato in tutte le sue parti e corredato di scontrino fiscale.

La presente garanzia del produttore non inficia eventuali rivalse nei confronti del negoziante/ rivenditore.

E**Responsabilidad de productos**

Advertimos que conforme a la ley de responsabilidad de productos no nos responsabilizamos de daños causados por nuestros aparatos, siempre y cuando dichos daños hayan sido originados por arreglos o reparaciones indebidas, por recambios con piezas que no sean piezas originales GARDENA o bien piezas autorizadas por nosotros, así como en aquellos casos en que la reparación no haya sido efectuada por un Servicio Técnico GARDENA o por un técnico autorizado. Lo mismo es aplicable para las piezas complementarias y accesorios.

Garantía

GARDENA concede para el revestimiento de caucho para estanques PL3 ó PL6 10 años de garantía (a partir de la fecha de la compra). En el caso de reclamación rogamos nos envíen la tarjeta de reclamación completamente rellena junto con la factura o ticket de compra indicando su dirección completa (incl. no. de teléfono). Ya nos pondremos en contacto con Vds.

DK**Produktansvar**

Vi gør udtrykkeligt opmærksom på at i henhold til produktansvarsloven er vi ikke ansvarlige for skader forårsaget af vores udstyr, hvis det er på grund af uautoriserede reparationer eller hvis dele er skiftet ud og der ikke er anvendt originale GARDENA dele eller dele godkendt af os, eller hvis reparationerne ikke er udført af GARDENA-service eller en autoriseret fagmand. Det samme gælder for ekstra udstyr og tilbehør.

Garanti

GARDENA's garanti for holdbarheden af bassinfolien PL3 hhv. PL6 er 10 år (fra købsdatoen). I reklamationstilfælde bedes De klippe det komplet udfyldte garantikort ud og sende det sammen med kvitteringen og med oplysning af Deres fuldstændige adresse (inkl. telefonnummer) frankeret til en af serviceadresserne på bagsiden. Vi kontakter Dem derefter.

Deutschland / Germany

GARDENA
Manufacturing GmbH
Service Center
Hans-Lorenser-Straße 40
D-89079 Ulm
Produktfragen:
(+49) 731 490-123
Reparaturen:
(+49) 731 490-290
service@gardena.com

Argentina

Argensem® S.A.
Calle Colonia Japonesa s/n
(1625) Loma Verde
Escobar, Buenos Aires
Phone: (+54) 34 88 49 40 40
info@argensem.com.ar

Australia

Nylex Consumer Products
50-70 Stanley Drive
Somerton, Victoria, 3062
Phone: (+61) 1800 658 276
spare.parts@nylex.com.au

Austria / Österreich

GARDENA
Österreich Ges.m.b.H.
Stettnerweg 11-15
2100 Korneuburg
Tel.: (+43) 22 62 7 45 45 36
kundendienst@gardena.at

Belgium

GARDENA Belgium NV/SA
Sterrebeekstraat 163
1930 Zaventem
Phone: (+32) 2 7 20 92 12
Mail: info@gardena.be

Brazil

Palash Comércio e
Importação Ltda.
Rua Américo Brasiliense,
2414 - Chácara Sto Antonio
São Paulo - SP - Brasil -
CEP 04715-005
Phone: (+55) 11 5181-0909
eduardo@palash.com.br

Bulgaria

DENEX LTD.
2 Luis Ahalier Str. - 7th floor
Sofia 1404
Phone: (+359) 2 958 18 21
office@denex-bg.com

Canada

GARDENA Canada Ltd.
100 Summerlea Road
Brampton, Ontario L6T 4X3
Phone: (+1) 905 792 93 30
info@gardenacanada.com

Chile

Antonio Martinic y Cia Ltda.
Cassillas 272
Centro de Cassillas
Santiago de Chile
Phone: (+56) 2 20 10 708
garfar_cl@yahoo.com

Costa Rica

Compania Exim
Euroiberoamericana S.A.
Los Colegios, Moravia,
200 metros al Sur del Colegio
Saint Francis - San José
Phone: (+506) 297 68 83
exim_euro@racsa.co.cr

Croatia

KLIS d.o.o.
Stanciceva 79
10419 Vukovina
Phone: (+385) 1 622 777 0
gardena@klis-trgovina.hr

Cyprus

FARMOKIPIKI LTD
P.O. Box 7098
74, Digeni Akrita Ave.
1641 Nicosia
Phone: (+357) 22 75 47 62
condam@spidernet.com.cy

Czech Republic

GARDENA spol. s r.o.
Řípská 20a, č.p. 1153
627 00 Brno
Phone: (+420) 800 100 425
gardena@gardenabrno.cz

Denmark

GARDENA Norden AB
Salgsafdeling Danmark
Box 9003
S-200 39 Malmö
info@gardena.dk

Finland

Habitec Oy
Martinkyläntie 52
01720 Vantaa

France

GARDENA
PARIS NORD 2
69, rue de la Belle Etoile
BP 57080
ROISSY EN FRANCE
95948 ROISSY CDG CEDEX
Tél. (+33) 0826 101 455
service.consommateurs@
gardena.fr

Great Britain

GARDENA UK Ltd.
27-28 Brenkley Way
Blezard Business Park
Seaton Burn
Newcastle upon Tyne
NE13 6DS
info@gardena.co.uk

Greece

Agrokip
G. Psomadopoulos & Co.
33 A, Ifestou str. –
Industrial Area
194 00 Koropi, Athens
Phone: (+30) 210 66 20 225
service@agrokip.gr
www.agrokip.gr

Hungary

GARDENA
Magyarország Kft.
Késmárk utca 22
1158 Budapest
Phone: (+36) 80 20 40 33
gardena@gardena.hu

Iceland

Ó. Johnson & Kaaber
Tunguhalsi 1
110 Reykjavik
ooj@ojk.is

Ireland

Michael McLoughlin & Sons
Hardware Limited
Long Mile Road
Dublin 12

Italy

GARDENA Italia S.p.A.
Via Donizetti 22
20020 Lainate (Mi)
Phone: (+39) 02.93.94.79.1
info@gardenaitalia.it

Japan

KAKUICHI Co. Ltd.
Sumitomo Realty &
Development Kojimachi
BLDG., 8F
5-1 Nibanncyo, Chiyoda-ku
Tokyo 102-0084
Phone: (+81) 33 264 4721
m_ishihara@kaku-ichi.co.jp

Luxembourg

Magasins Jules Neuberg
Grand Rue 30
Boîte postale 12
L-2010 Luxembourg
Phone: (+352) 40 14 01
info@neuberg.lu

Netherlands

GARDENA Nederland B.V.
Postbus 50176
1305 AD ALMERE
Phone: (+31) 36 521 00 00
info@gardena.nl

Neth. Antilles

Jonka Enterprises N.V.
Sta. Rosa Weg 196
P.O. Box 8200
Curaçao
Phone: (+599) 9 767 66 55
pgm@jonka.com

New Zealand

NYLEX New Zealand Limited
Building 2, 118 Savill Drive
Mangere, Auckland
Phone: (+64) 9 270 1806
lena.chapman@nylex.com.au

Norway

GARDENA Norden AB
Salgskontor Norge
Karihaugveien 89
1086 Oslo
info@gardena.no

Poland

GARDENA Polska Sp. z o.o.
Szymanów 9 d
05-532 Baniocha
Phone: (+48) 22 727 56 90
gardena@gardena.pl

Portugal

GARDENA Portugal Lda.
Recta da Granja do Marquês
Edif. GARDENA Algueirão
2725-596 Mem Martins
Phone: (+351) 21 922 85 30
info@gardena.pt

Romania

MADEX INTERNATIONAL SRL
Soseaua Odaii 117-123,
Sector 1,
București, RO 013603
Phone: (+40) 21 352 76 03
madex@ines.ro

Russia / Россия

АО АМИДА ТТЦ
ул. Мосфильмовская 66
117330 Москва
Phone: (+7) 095 956 99 00
amida@col.ru

Singapore

Hy - Ray PRIVATE LIMITED
40 Jalan Pemimpin
#02-08 Tat Ann Building
Singapore 577185
Phone: (+65) 6253 2277
hyray@singnet.com.sg

Slovak Republic

GARDENA Slovensko, s.r.o.
Bohrova č. 1
85101 Bratislava
Phone: (+421) 263 453 722
info@gardena.sk

Slovenia

Silk d.o.o.
Brodišče 15
1236 Trzin
Phone: (+386) 1 580 93 00
gardena@silk.si

South Africa

GARDENA
South Africa (Pty.) Ltd.
P.O. Box 11534
Vorna Valley 1686
Phone: (+27) 11 315 02 23
sales@gardena.co.za

Spain

GARDENA IBÉRICA S.L.U.
C/ Basauri, nº 6
La Florida
28023 Madrid
Phone: (+34) 91 708 05 00
atencioncliente@gardena.es

Sweden

GARDENA Norden AB
Försäljningskontor Sverige
Box 9003
200 39 Malmö
info@gardena.se

Switzerland / Schweiz

GARDENA (Schweiz) AG
Bitzberg 1
8184 Bachenbülach
Phone: (+41) 1 860 26 66
info@gardena.ch

Turkey

GARDENA / Dost Diş Ticaret
Mümessillik A.Ş. Sanayi
Çad. Adil Sokak No. 1
Kartal - İstanbul
Phone: (+90) 216 38 93 939
info@gardena-dost.com.tr

Ukraine / Украина

ALTSEST JSC
4 Petropavlivska Street
Petropavlivska
Borschahivka Town
Kyivo Svyatoslyn Region
08130, Ukraine
Phone: (+380) 44 459 57 03
upyr@altsest.kiev.ua

USA

Melnor Inc.
3085 Shawnee Drive
Winchester, VA 22604
Phone: (+1) 540 722-9080
service_us@melnor.com

7744-20.961.01/0106

© GARDENA
Manufacturing GmbH
D-89070 Ulm
http://www.gardena.com