

FP 750/12V  
FP 1400/12V  
FP 2200/12V

Art. 7648-24  
Art. 7649-24  
Art. 7646-24

**D** **Gebrauchsanweisung**  
12 V-Wasserspielpumpen-Set

---

**GB** **Operating Instructions**  
12 V-Fountain Pump Set

---

**S** **Bruksanvisning**  
12 V-Fontän Pump Set

---

**N** **Bruksanvisning**  
12 V-fontenepumpe sett

---

**FIN** **Käyttöohje**  
12 V-allaspumppusarja

---

**DK** **Brugsanvisning**  
12 V-Springvandspumpesæt

# GARDENA 12V-Fountain Pump Set

## FP 750/12V / FP 1400/12V / FP 2200/12V

Welcome to the Garden of GARDENA ...



Please read these operating instructions carefully and observe the notes given. Use the instructions to familiarise yourself with the equipment, the operating controls, their correct use, and the notes on safety.



For safety reasons, children under 16 as well as persons not familiar with these operating instructions must not use this 12V-Fountain Pump Set.

➔ Keep these operating instructions in a safe place.

### Contents

1. Where to use Your GARDENA Fountain Pump Set . . . . .	7
2. For Your Safety . . . . .	7
3. Assembly . . . . .	8
4. Initial Operation . . . . .	8
5. Maintenance . . . . .	9
6. Trouble-shooting . . . . .	9
7. Storing your Fountain Pump Set . . . . .	10
8. Accessories . . . . .	10
9. Technical Data . . . . .	10
10. Service . . . . .	11

## 1. Where to use Your GARDENA 12V-Fountain Pump Set

### Intended Use

GARDENA 12V-Fountain Pumps have been designed for private use. They are not designed for operating watering tools and systems. The pumps may be used indoors as well as outdoors.

### Please note



**GARDENA Fountain Pumps have not been designed for constant use in the industrial sector. Corrosive, easily combustible, aggressive or explosive substances (e.g. petrol, petroleum, nitro thinner) as well as salt-water or food and drinking water must not be pumped.**

## 2. For Your Safety

### Electrical Safety:

The transformer should be operated via a residual current device with a residual current rating of  $\leq 30$  mA (DIN VDE 0100-702 and 0100-738). The pump must be placed on solid, even ground.

➔ Please ask your electrician for his advice.

**Always disconnect the pump from the mains before undertaking any work on it.**

The connection cable of the pump cannot be replaced. If the cable is damaged the pump must be scrapped.

Check line voltage. Data indicated on the type plate must match technical data of the transformer.

Please unplug the pump after operation and before carrying out any maintenance works.

Swimming pools and garden ponds should be designed according to international and national design regulations.

➔ Please consult a professional electrician.

GARDENA pumps and plug connections have been designed exclusively for the use with 12 V low voltage. When connected to 230 V your life is at risk! Operate the pump only with the delivered transformer.

Ensure that the transformer is positioned in a place safe from flooding and at least 2 m away from the edge of the pond.

#### For Austria:

Pumps for use on swimming pools and on ponds may only be operated via an isolating transformer.

→ Please contact your electrician.

#### For Switzerland

In Switzerland mobile appliances which are used outdoors, must be connected via a residual-current device.

#### Note:

**Do not allow the pump to run without water because dry-running leads to an undesirable build up of heat and will destroy the pump.**

Before operating the pump, look to see if there is any damage of the pump. A damaged pump must not be used. In case of damage, please have the pump checked by our GARDENA Service Centre or by an authorised electrician.

Never carry or pull the pump by the cable. Protect the cable against heat, oil and sharp edges.

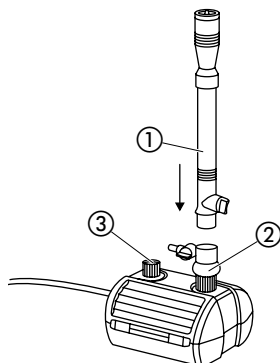
The temperature of the liquid used must not be below 4 °C or above 35 °C.

Sand and other abrasive substances in the liquid cause increased wear and reduce the output of the pump.

Please observe the local noise prevention regulations.

## 3. Assembly

### Fit the pump:

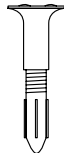


The filter housing can be mounted on a firm surface (e.g. a flag stone) for more secure positioning.

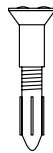
- Clip nozzle pipe ① into the ball and socket joint ②.
- Screw the water feature insert you require a) / b) / c) into the nozzle pipe ①.



a) cascade



b) water bell

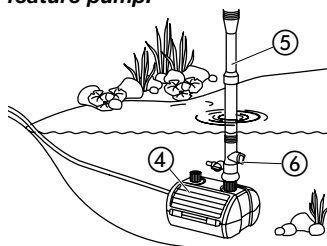


b) jets of water

③ Holder for **GARDENA** underwater light art 7951

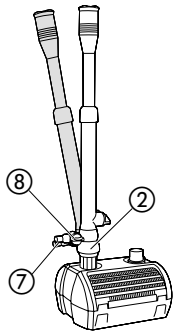
## 4. Initial Operation

### Switch on water feature pump:



- Place water feature pump on a firm base in such a way that the filter housing ④ is completely covered by water.
- Pull telescopic pipe ⑤ out to the desired length.
- Connect the pump to the transformer provided (refer to the operating instructions for the transformer).
- Plug the mains plug of the transformer into a mains power socket. **Caution: The pump begins pumping as soon as you plug in the transformer.**
- Set the quantity of water required for the water feature using the regulator ⑥.

**Side outlet:**



6. **Water bell and water goblet:** Screw water feature insert into the nozzle pipe until the water feature has produced the shape required.

Additional consumers (e.g. gargoyles) can be connected to the side outlet ⑦ [9 mm / 13 mm (1/2")]. The quantity of water can be adjusted via the regulator ⑧.

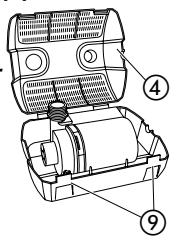
**Note:** The ball joint ② can be used to compensate for uneven ground.

## 5. Maintenance



**Warning! Electric shock!**  
 → Always unplug the mains plug of the transformer before carrying out any maintenance work.

**Clean water feature insert and nozzle pipe:**



**Clean filter housing:**

**Do not use any hard objects or powerful detergents for cleaning the set!**

1. Unscrew nozzle pipe.
2. Unscrew water feature insert and remove from nozzle pipe.
3. Clean nozzle pipe and water feature insert in clean water.

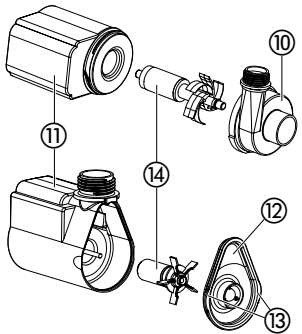
1. Take water feature pump out of the water.
2. Release the catches ⑨ and open the filter housing ④.
3. Clean filter housing ④ with a jet of water.
4. Close filter housing ④ again.

## 6. Trouble-shooting

**Clean the pump:**



**Warning! Electric shock!**  
 → Always unplug the mains plug of the transformer before troubleshooting.



1. Remove pump from the filter housing (see 5. Maintenance).
2. **FP 2200/12V:** Turn pump housing ⑩ anti-clockwise and pull vertically off the motor housing ⑪.  
**FP 750/12V / FP 1400/12V:** Detach pump cap ⑫ from motor housing ⑪ at the catches ⑬.
3. Pull impeller unit ⑭ out of the motor housing ⑪ and clean.
4. Push cleaned impeller unit ⑭ back into the motor housing ⑪.
5. **FP 2200/12V:** Press pump housing ⑩ vertically onto motor housing ⑪ and turn clockwise.  
**FP 750/12V / FP 1400/12V:** Push pump cap ⑫ onto motor housing ⑪.

<b>Fault</b>	<b>Possible cause</b>	<b>Remedy</b>
No water feature operating	Mains plug not plugged in.	→ Plug in mains plug.
	Impeller unit is blocked.	→ Clean pump.
	Electronic circuit breaker has been activated.	→ Stand the pump in the water.
Reduced water feature	Water feature insert is dirty.	→ Clean water feature insert and nozzle pipe.
	Filter housing dirty.	→ Clean filter housing.

If any other faults arise, please contact GARDENA Service.

## 7. Storing your Fountain Pump Set

### Overwintering:



**The pump should be stored out of the reach of children.**

1. Remove the pump from the pond before frost is expected and clean.
2. To avoid difficulties when starting up in the spring, we recommend storing the pump in a frost-free location in a container filled with water.

*Always keep the plug out of the liquid you are pumping.*

## 8. Accessories

<b>GARDENA Underwater lights art. 7951</b>	Illuminate water features and the edges of the pond from below the surface of the water.
<b>GARDENA radio control set art. 7874</b>	Start water features and lighting from the terrace or your living room.

## 9. Technical Data

<b>Typ</b>	<b>FP 750/12V</b>	<b>FP 1400/12V</b>	<b>FP 2200/12V</b>
<b>Rated power</b>	8 W	18 W	30 W
<b>Flow</b>	700 l/h	1400 l/h	2200 l/h
<b>Max. delivery head</b>	1,2 m	2,0 m	2,2 m
<b>Max. submersion depth</b>	2 m		
<b>Power cable</b>	10 m H05 RN-F2x1,0		
<b>Pump connection</b>	G 1/2		
<b>Media temperature</b>	4 °C – 35 °C		
<b>Mains voltage/Frequency</b>	12V / 50 Hz		

## 10. Service

---

### **Guarantee**

GARDENA guarantees this product for 3 years (from date of purchase). This guarantee covers all serious defects of the unit that can be proved to be material or manufacturing faults. Under warranty we will either replace the unit or repair it free of charge if the following conditions apply:

- The unit must have been handled properly and in keeping with the requirements of the operating instructions.
- Neither the purchaser or a non-authorised third party have attempted to repair the unit.

The feed impeller is a wearing part and is not covered by the warranty.

This manufacturer's guarantee does not affect the user's existing warranty claims against the dealer/seller.

If you have any problems with your Fountain Pump Set, please contact our Service or return the defective unit together with a short description of the problem – in case of guarantee, with a copy of the receipt – postage paid to one of the GARDENA Service Centres listed on the back of this leaflet.

**D****Produkthaftung**

Wir weisen ausdrücklich darauf hin, dass wir nach dem Produkthaftungsgesetz nicht für durch unsere Geräte hervorgerufene Schäden einzustehen haben, sofern diese durch unsachgemäße Reparatur verursacht oder bei einem Teileaustausch nicht unsere originale GARDENA Teile oder von uns freigegebene Teile verwendet wurden und die Reparatur nicht vom GARDENA Service oder dem autorisierten Fachmann durchgeführt wird. Entsprechendes gilt für Ergänzungssteile und Zubehör.

**GB****Product Liability**

We expressly point out that, in accordance with the product liability law, we are not liable for any damage caused by our units if it is due to improper repair or if parts exchanged are not original GARDENA parts or parts approved by us, and, if the repairs were not carried out by a GARDENA Service Centre or an authorised specialist. The same applies to spare parts and accessories.

**S****Produktansvar**

Tillverkaren är inte ansvarig för skada som orsakats av produkten om skadan beror på att produkten har reparerats felaktigt eller om, vid reparation eller utbyte, andra än Original GARDENA reservdelar har använts. Samma sak gäller för kompletteringsdelar och tillbehör.

**N****Produktansvar**


Vi henviser uttrykkelig til at vi i henhold til produktansvarsloven ikke må svare for skader forårsaket av våre maskiner, hvis disse er forårsaket av usakkyndig reparasjon eller hvis ved utskifting av delene ikke våre original GARDENA eller deler som ikke er friggitt av oss blir brukt og reparasjonen ikke gjennomføres av GARDENA Service eller autorisert fagmann. Det samme gjelder for supplerende deler og tilbehør.

**FIN****Tuotevastuu**

Toteamme erityisesti, että emme ole tuotevastuulain mukaan vastuussa tuotteidemme aiheuttamista vahingoista, jos niiden syynä on epäasianmukainen korjaus tai jos osia vaihdettaessa ei ole käytetty alkuperäisiä GARDENA-osia tai muita hyväksymämme osia tai korjauksen on suorittanut jokin muu taho kuin GARDENA-huoltopalvelu tai valtuutettu ammattihenkilö. Sama koskee myös täydentäviä osia ja lisätarvikkeita.

**DK****Produktansvar**

Vi gør udtrykkeligt opmærksom på at i henhold til produktansvarsloven er vi ikke ansvarlige for skader forårsaget af vores udstyr, hvis det er på grund af uautoriserede reparationer eller hvis dele er skiftet ud og der ikke er anvendt originale GARDENA dele eller dele godkendt af os, eller hvis reparationerne ikke er udført af GARDENA-service eller en autoriseret fagmand. Det samme gælder for ekstra udstyr og tilbehør.

<p><b>D EU-Konformittserklring</b>  <b>Maschinenverordnung (9. GSGVO) / EMVG/ Niedersp. RL</b>  Der Unterzeichnete GARDENA International GmbH · Hans-Lorenser-Strae 40 · D-89079 Ulm besttigt, dass die nachfolgend bezeichneten Gerte in der von uns in Verkehr gebrachten Ausfhrung die Anforderungen der harmonisierten EU-Richtlinien, EU-Sicherheitsstandards und produktspezifischen Standards erfllen. Bei einer nicht mit uns abgestimmten nderung der Gerte verliert diese Erklrung ihre Gltigkeit.</p>	Bezeichnung des Gertes: 12 V-Wasserspielpumpen-Set Description of the unit: 12 V-Fountain Pump Set Produktbeskrivning: 12 V-Fontn Pump Set Beskrivelse av enhetene: 12 V-fontenepumpe sett Tuotekuvaus: 12 V-allaspumppusarja Beskrivelse af enhederne: 12 V-Springvandspumpest
<p><b>GB EU Certificate of Conformity</b>  The undersigned GARDENA International GmbH · Hans-Lorenser-Str. 40 · D-89079 Ulm hereby certifies that, when leaving our factory, the units indicated below are in accordance with the harmonised EU guidelines, EU standards of safety and product specific standards. This certificate becomes void if the units are modified without our approval.</p>	Typ: Type: FP 750/12V Type: FP 1400/12V Typer: FP 1400/12V Mallit: FP 2200/12V Type:
<p><b>S EU Tillverkarintyg</b>  Undertecknad firma GARDENA International GmbH · Hans-Lorenser-Strae 40 · D-89079 Ulm intyggar hrmed att nedan nmnda produkter verensstmmar med EU:s direktiv, EU:s skerhetsstandard och produktspecifikation. Detta intyg upphr att glla om produkten ndras utan vrt tillstnd.</p>	Art.-Nr.: Art. No.: 7648-24 Art. nr.: 7649-24 Art. nr.: 7649-24 Tuoten:rot: 7646-24 Varenr.:
<p><b>N EU Sertifikat bekrftelse</b>  GARDENA International GmbH · Hans-Lorenser-Strae 40 · D-89079 Ulm  Det bekrftes herved at enhetene som er beskrevet nedenfor sendes fra fabrikken i henhold til harmoniserede EU regler, EU sikkerhedsstandard og produktspecifikk standard.  Dette sertifikatet er ugyldig hvis enhetene er forndret uten vr godkjenning.</p>	EU-Richtlinien: EU directives: 98/37/EG EU direktiv: 89/336/EG EU direktiv: 93/68/EG EU-ohjeet: EU Retningslinier:
<p><b>FIN EU-Vakuustodistus</b>  GARDENA International GmbH · Hans-Lorenser-Strae 40 · D-89079 Ulm vakuuttaa, ett alla luettelut tuotteet ovat tehtaalta lhtiessan harmonisoitujen EU-ohjeiden, EU-turvallisuusstandardien ja tuotestandardien mukaiset.  Tm todistus ei ole voimassa, mikli tuotteita on muutettu ilman hyvksyntamme.</p>	Anbringningsjhr der CE-Kennzeichnung: Year of CE marking: CE-Mrkningsr: 2003 r for CE merking: CE-merkint vuosi: CE-Mrkningsr:
<p><b>DK EU Overensstemmelse certificat</b>  Undertegnede GARDENA International GmbH · Hans-Lorenser-Str. 40 · D-89079 Ulm bekrfter hermed, at enheder listet herunder, ved afsendelse fra fabrikken, er i overensstemmelse med harmoniserede EU retningslinier, EU sikkerheds standarder og produkt specifikations standarder. Dette certifikat trder ud af kraft hvis enhederne er ndret uden vor godkendelse.</p>	 Dr. Friedrich Bbel Technische Leitung Technical Dept. Manager Technical Director Teknisk direktr Tekninen johtaja Teknisk direktr Ulm, den 30.01.2004 Ulm, 30.01.2004 Ulm, 2004.01.30 Ulm, 30.01.2004 Ulm, 30.01.2004 Ulm, 30.01.2004



**Pumpen-Kennlinie:**

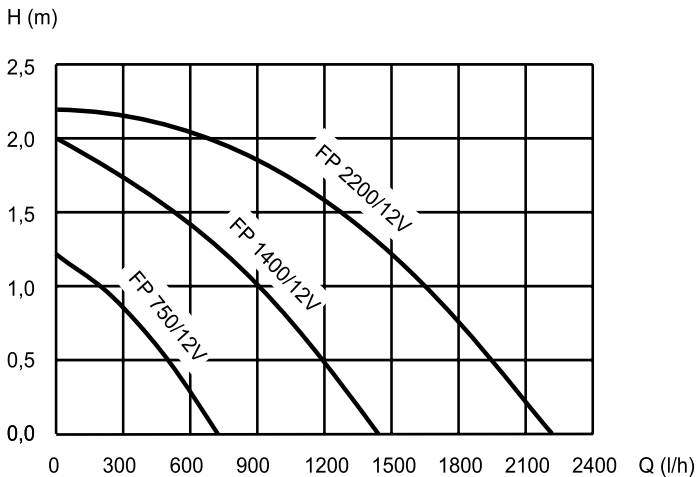
**Performance characteristics**

**Kapacitetskurva**

**Kapacitetskurva**

**Pumpun ominaiskäyrä**

**Ydelses karakteristika**



**Deutschland**

GARDENA International GmbH  
Service Center  
Hans-Lorenser-Straße 40  
D-89079 Ulm  
Produktfragen: (0731) 490-123  
Reparaturen: (0731) 490-290

**Argentina**

Argensem S.A.  
Calle Colonia Japonesa s/n  
(1625) Loma Verde  
Escobar, Buenos Aires

**Australia**

NYLEX Consumer Division  
76-88 Mills Road, P.O. Box 722  
Braeside 3195  
Melbourne, Victoria

**Austria**

GARDENA Österreich Ges. m.b.H.  
Stettnerweg 11-15  
2100 Kerneuburg

**Belgium**

MARKT (Belgium) NV/SA  
Sterrebeekstraat 163  
1930 Zaventem

**Brazil**

RGS Comercial Ltda  
Av. Marginal do Rio Pinheiros, 5200  
Edifício Montreal - Bloco e - Terreo  
05693-000 - São Paulo - S.P.

**Bulgaria / България**

ДЕНЕКС ООД  
Бул. "Г.М.Димитров" 16 ет.4  
София 1797

**Canada**

GARDENA Canada Ltd.  
100, Summerlea Road  
Brampton, Ontario  
Canada L6T 4X3

**Chile**

Antonio Martinic Y CIA. LTDA.  
Gilberto Fuenzalida 185 Loc.  
Las Condes - Santiago de Chile

**Costa Rica**

Compania Exim  
Euroiberoamericana S.A.  
Av 12 bis Calle 16 y 18,  
Bodegas Keith y Ramirez  
San José

**Cyprus**

FARMOKIPIKI LTD  
P.O. Box 7098  
74, Digeni Akrita Ave.  
1641 Nicosia

**Czech Republic**

GARDENA spol. s.r.o.  
Řípská 20a, č.p. 1153  
62700 Brno

**Denmark**

GARDENA Danmark A/S  
Naverland 8  
2600 Glostrup

**Finland**

Habitec Oy, Martinkyläntie 52  
01720 Vantaa

**France**

GARDENA France  
Service Après-Vente  
BP 50080  
95948 ROISSY CDG Cedex

**Great Britain**

GARDENA UK Ltd.  
27-28 Brenkley Way  
Bleazard Business Park  
Seaton Burn  
Newcastle upon Tyne NE13 6DS

**Greece**

Agrokop G. Psomadopoulos & Co.  
33 A, Ifestou str. - 194 00  
Industrial Area Koropi, Athens

**Hungary**

GARDENA Magyarország Kft.  
Késmárk utca 22, 1158 Budapest

**Iceland**

Heimilistaeki hf  
Saetun 8, P.O. Box 5340  
125 Reykjavik

**Republic of Ireland**

Michael McLoughlin & Sons  
Hardware Limited, Long Mile Road  
Dublin 12

**Italy**

GARDENA Italia S.p.A.  
Via Donizetti 12, 20020 Lainate (MI)

**Japan**

KAKUDAI Mfg. Co. Ltd.  
1-4-4, Itachibori Nishi-ku  
Osaka 550

**Kroatien**

KLIS d.o.o.  
Stančićeva 79, 10419 Vukovina

**Kuba**

Comersa s.r.o/Ltd, Calle 17 N°4  
entre O y N, Edificio Someillan  
piso 8, La Habana

**Luxembourg**

Magasins Jules Neuberger  
Grand Rue 30, Case Postale No. 12  
Luxembourg 2010

**Netherlands**

GARDENA Nederland B.V.  
Postbus 50176  
1305 AD ALMERE

**Neth. Antilles**

Jonka Enterprises N.V.  
Sta. Rosa Weg 196  
P.O. Box 8200, Curaçao

**New Zealand**

NYLEX New Zealand Limited  
Private Bag 94001  
South Auckland Mail Centre  
10 Offenhauser Drive  
East Tamaki, Manukau

**Norway**

GARDENA Norge A/S  
Postboks 214, 2013 Skjetten

**Poland**

GARDENA Polska Sp. z o.o.  
Szymanów 9d, 05-532 Baniocza

**Portugal**

GARDENA, Lda.  
Recta da Granja do Marquês  
Edif. GARDENA  
Algueirão, 2725-596 Mem Martins

**Romania**

MADEX International SRL  
Str. Avionului 17, bl.6D, Ap. 1  
Sect. 1 Bucuresti

**Russia / Россия**

АО АМИДА ТТЦ  
ул. Мосфильмовская 66  
117330 Москва

**Singapore**

Hy - Ray Enterprises  
Block 1002 Toa Payoh Industrial  
Park #07-1433/1435/1451  
Singapore 319074

**Slowakei (Slowakische Republik)**

Gardena Slovensko, s. r. o.  
Bohrova c. 1, 851 01 Bratislava

**Slovenia**

KLIS d.o.o. Stančićeva 79  
10419 Vukovina

**South Africa**

GARDENA South Africa (Pty.) Ltd.  
P.O. Box 11534, Vorna Valley 1686

**Spain**

GARDENA IBÉRICA S.L.  
C/Basauri, nº 6  
La Florida, 28023 Madrid

**Sweden**

GARDENA Svenska AB  
Box 9003, 20039 Malmö

**Switzerland**

GARDENA AG, Bitziberg 1  
8184 Bachenbülach

**Ukraine / Украина**

АОЗТ АЛЬЦЕСТ  
ул. Гайдара 50, г. Киев 01033

**Turkey**

Dost Diş Ticaret Mümesillik A.Ş.  
Yeşilbağlar Mah. Başkent  
Cad. No. 26, 81430 Pendik-İstanbul  
Gardena/Dost Diş Ticaret  
Mümesillik A.Ş.  
Yeşilbağlar Mah. Başkent  
Cad. No. 26, 81430 Pendik-İstanbul

**USA**

GARDENA, 3085 Shawnee Drive  
Winchester, VA 22604

7646-24.960.01

© GARDENA Manufacturing GmbH  
D-89070 Ulm

<http://www.gardena.com>