

SB: **Electric Lawnmower PowerMax™ 1200/32**

Article : 5032



Reason: Mower suddenly switch off:

The lawnmower has a thermal protection (TCO) that may cause a switch off during extreme loads. This behaviour is not a fault, just let the mower cool down.

The off-time mainly depend on the ambient temperature and can take up to 30 minutes ! This can be too long for some customers and therefore a technical modification can be done to reduce it.

All mowers from production date 2018 with index "C" will have a new type of TCO with reduced cool down times. Reworked mowers from 2017 have a green dot on the carton.



sticker

index



Actions:

- All for service incoming mowers should be reworked on warranty according below rework instruction.
- Warranty report:

Normal warranty applies

Claim type: Pre Warranty Repair

Component code: 705 – Electric motor


Defect code: 25 – Incorrect wired

Labour time: 4 periods (24 minutes)

Failure description: Preventive change of position of TCO


Rework instruction

- 1.1 Location of the TCO: directly fixed to the motor winding




- 1.2 Carefully cut off the right cable tie:


**Don't damage the
isolation or the
motor winding !**




- 1.3 Remove the right cable tie:




1.4 Right cable tie removed:




1.5 Pull out the TCO to the right side:




1.6 TCO is hanging on the cable



1.7 Retightening the cable tie by pulling with a flat pliers on the short end



➔ Done modifications: free hanging TCO and new fixing of the cable



After reassembling the electrical safety test must be done !