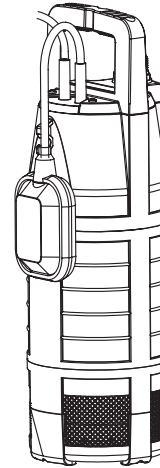


5500/3 Art. 1461



6000/4 Art. 1468

**D Betriebsanleitung**  
Tauch-Druckpumpe

**GB Operating Instructions**  
Submersible Pressure Pump

**F Mode d'emploi**  
Pompe immergée pour arrosage

**NL Gebruiksaanwijzing**  
Dompel-drukvoerpomp

**S Bruksanvisning**  
Dränkbar tryckpump

**DK Brugsanvisning**  
Dyk- / trykpumpe

**FI Käyttöohje**  
Uppopainepumppu

**N Bruksanvisning**  
Nedsenkbar trykkpumpe

**I Istruzioni per l'uso**  
Pompa sommersa a pressione

**E Instrucciones de empleo**  
Bomba sumergible a presión

**P Manual de instruções**  
Bomba submersível de pressão

**PL Instrukcja eksploatacji**  
Pompa zanurzeniowo-ciśnieniowa

**H Üzemeltetési utasítás**  
Merülő-nyomószivattyú

**CZ Návod k obsluze**  
Ponorné tlakové čerpadlo

**SK Návod na obsluhu**  
Ponorné tlakové čerpadlo

**GR Οδηγία χρήσης**  
Βυθιζόμενη αντλία πίεσης

**RUS Инструкция по эксплуатации**  
Насос погружной высокого давления

**SLO Navodilo za uporabo**  
Potopna tlačna črpalka

**UA Інструкція з експлуатації**  
Насос заглибний високого тиску

**HR Upute za uporabu**  
Potopna tlačna pumpa

**TR Kullanma Kılavuzu**  
Dalgiç pompa

**RO Instrucțiuni de utilizare**  
Pompă submersibilă de presiune

**BG Инструкция за експлоатация**  
Потопяема дълбочинна помпа

**EST Kasutusjuhend**  
Uputatav pump

**LT Naudojimosi instrukcija**  
Panardinami slėginiai siurbiai

**LV Lietošanas instrukcija**  
Legremdējams spiedienu sūkņi

# GARDENA Submersible Pressure Pump 5500/3; 6000/4

Welcome to the garden with GARDENA ...



**Translation of the original German operating instructions.**  
Please read the operating instructions carefully and observe the notes given. Use the instructions to familiarise yourself with the submersible pressure pump, its correct use, and the notes on safety.



For safety reasons, children under 16 as well as persons not familiar with these operating instructions should not use this submersible pressure pump. Persons with reduced physical or mental abilities may use the product only if they are supervised or instructed by a responsible person.

→ Keep these operating instructions in a safe place.

## Contents:

1. Area of application of your GARDENA Submersible Pressure Pump .....	10
2. Safety instructions .....	11
3. Initial Operation .....	12
4. Operation .....	13
5. Putting into Storage .....	13
6. Maintenance .....	14
7. Trouble-Shooting .....	14
8. Technical Data .....	15
9. Available accessories .....	15
10. Service / Warranty .....	16

## 1. Area of application of your GARDENA Submersible Pressure Pump

### Purpose:

The GARDENA Submersible Pressure Pump is intended for the private use in house and hobby gardens. It is intended for draining water from fountains, cisterns and other water reservoirs or for operating irrigation equipment and systems.

### Liquids to be pumped:

The GARDENA Submersible Pressure Pump must only be used to pump clear, fresh water.

The pump is watertight and is submerged in water (for max. submersion depth, see 8. Technical specifications).

The pump is equipped with an integrated check valve, which prevents automatic drainage of the pressure hose when the pump is shut down.

### Please note:



**Salt water, contaminated water, corrosive, easily flammable, or explosive substances (for example gasoline, petroleum, cellulose thinner), oil, heating oil, and foodstuffs may not be conveyed. The water temperature may not exceed 35° C.**

## 2. Safety instructions

### Electrical Safety:



**DANGER! Electric shock!**

With a cut off mains plug, moisture can get into electrical parts via the mains cable and cause a short circuit.

→ **Never cut the mains plug off (e. g. to feed through wall).**

→ **Don't use the power cable for plugging off.**



**DANGER ! Electric shock!**

**A damaged pump must not be used.**

→ In case of damage, please have the pump checked by our GARDENA Service Centre.

→ Before operating the pump, first make a visual check, if there is any damage of the pump (esp. regarding power cable and plug).

According to DIN VDE (German Electrical Engineers' Association) 0100, submersible pressure pumps may only be used in swimming pools, garden ponds, and fountains if the pump is operated via a residual-current device with a residual-current rating of  $\leq 30$  mA. The pump must not be operated when there are persons in the swimming pool or garden pond.

For safety reasons we recommend that you always operate the submersible pressure pump via a residual-current device (DIN VDE 0100-702 and 0100-738).

→ Please contact your electrician.

The cable length must be at least 10m.

The power cable of the Submersible Pressure Pump must be connected to a socket which is positioned at a height of max. 1.10m (measured from ground). Take care that the power cable leads downwards.

Data indicated on the type plate must match technical data of the mains supply.

Only use extension cables authorised in accordance with HD 516.

→ Consult your qualified electrician.

→ Take care that the electrical connections are made within dry area, protected from flooding.

→ Keep mains plug dry.

Protect plug and power cable from heat, oil and sharp edges.

The power cable must not be used for mounting or relocating the pump. For submerging or lifting / securing the pump, please use the fastening rope.

### In Austria:

In Austria, according to ÖVE B/ EN 60 555 part 1 to 3, pumps which are used in swimming pools and garden ponds, and equipped with firm power cable should be fed via an ÖVE approved isolating transformer – rated voltage must not exceed 230 V.

### In Switzerland:

In Switzerland mobile appliances which are used outdoors, must be connected via a residual-current device.

### Notes on use:

When connecting the pump to the water supply system, the country-specific sanitary regulations must be observed to prevent water not of drinking water quality being drawn back in.

→ If necessary, contact your sanitary expert.

Sand and other abrasive substances cause increased wear and reduce the pump's output.

During operation, the pump must always be submersed in the water up to the minimum submersion depth (see 8. Technical specifications).

Do not allow the pump to run for more than 10 minutes against the closed pressure side (e.g. closed valve, closed dispenser etc.).

### 3. Initial Operation

#### Connect hose via the GARDENA Connection System:

19mm (3/4")- / 16mm (5/8") and 13mm (1/2") hoses can be connected via the GARDENA Connection System.

Hose diameter	Pump connection	
13mm (1/2")	<b>GARDENA Pump Connection Set</b>	<b>Art. 1750</b>
16mm (5/8")	<b>GARDENA Tap Connector</b> <b>GARDENA Hose Connector</b>	<b>Art. (2)902</b> <b>Art. (2)916</b>
19mm (3/4")	<b>GARDENA Pump Connection Set</b>	<b>Art. 1752</b>

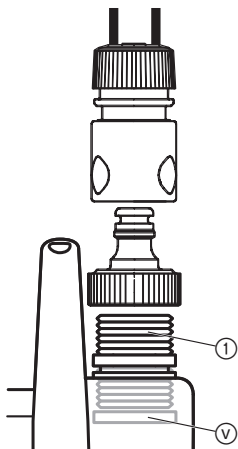
The pump connection component ① is already pre-installed by the manufacturer together with the check valve ⑤.

→ Connect hose via the relevant GARDENA Connection System.

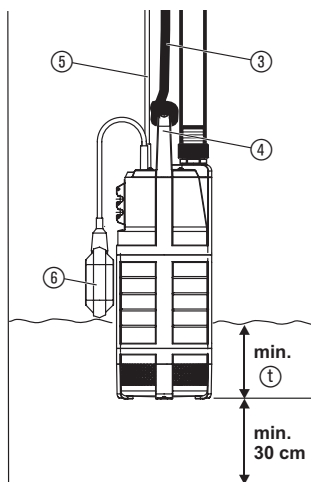
#### Backflow preventer ⑤:

The backflow preventer ⑤ prevents the hose from running empty after the pump has been turned off or taken out of operation.

With a parallel connection of more than one hose or connected devices, the **GARDENA 2- / 4-Way Valve (Art. 8193 / 8194)** can be used, which is screwed straight onto the pump connection piece ①.



#### Pump installation:



The pump must always be submerged in the fountain or water reservoir with the fastening rope ③ provided. For the pump to be primed, the pump must be submerged to the minimum submersion depth ① (see 8. Technical specifications). So that the filter does not become dirty, the pump should be fixed at least 30cm above the ground.

1. Attach the fastening rope ③ to the handle ④.
2. Submerge pump in the fountain or water reservoir via the fastening rope ③.
3. Secure fastening rope ③.
4. With deep fountains or shafts (from approx. 5m), route the connection cable ⑤ along the fastening rope ③ with clips.

#### Thermal protection switch:

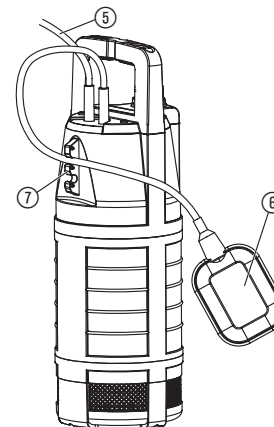
In the event of an overload, the pump is switched off by the built-in thermal motor protection. After sufficient cooling of the motor, the pump is operational again.

### 4. Operation

#### Automatic operation:

The float switch ⑥ turns the pump on automatically when the water level exceeds the cut-in height and the water is pumped out. The float switch ⑥ turns the pump off again as soon as the water level falls below the cut-out height.

→ During automatic operation, ensure that the float switch ⑥ can move freely.



#### Adjusting the Cut-in and Cut-out Height:

The cable length between the float switch ⑥ and the float switch lock ⑦ must always be at least 10cm.

1. Press the cable of the float switch ⑥ into an opening in the float switch lock ⑦.  
Do not select a cable length that is too long or short to ensure that the float switch can turn on and off properly.
  2. Plug the mains plug of the connection cable ⑤ into a mains socket.
- The higher the opening of the float switch lock ⑦, the higher the cut-in and cut-out height.
  - The shorter the length of cable between the float switch ⑥ and the float switch lock ⑦, the lower the cut-in height and the higher the cut-out height.

#### Manual operation:

The pump remains in constant operation when the float switch is attached facing upwards so that the cable is pointing downwards.  
→ Attach the float switch ⑥ to the top so that the cable points downward.

The residual water height of approx. 25mm is only reached during manual operation since the float switch turns off the pump during automatic operation before this water level is reached.

### 5. Putting into Storage

#### Frost-free storage:



The storage location must not be accessible to children.

→ Store the pump away from frost before the first frost sets in.

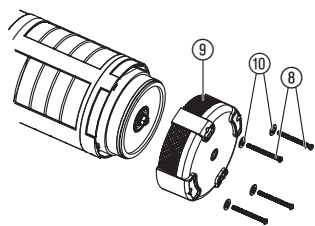
**Disposal:**  
(in accordance with  
RL2002/96/EC)



The product must not be added to normal household waste. It must be disposed of in line with local environmental regulations.

## 6. Maintenance

Clean suction foot with inlet screen:



**DANGER! Electric shock!**  
There is a risk of injury from electric shocks.  
→ Before maintenance, disconnect the submersible pressure pump from the mains.

Do not use any corrosive or abrasive cleaning media.

1. Unscrew the 4 screws ⑧ with a screwdriver.
2. Remove the suction foot valve ⑨ with inlet screen from the pump and clean it.
3. Attach the suction foot valve with the inlet screens ⑩ to the pump and tighten the 4 screws ⑧ with washers ⑩.

For safety reasons, a damaged turbine must only be replaced by GARDENA Service.

## 7. Troubleshooting



**DANGER! Electric shock!**  
There is a risk of injury from electric shocks.  
→ Before eliminating faults, disconnect the submersible pressure pump from the mains.

Fault	Possible cause	Remedy
<b>The pump does not deliver any water.</b>	Air cannot escape as the pressure line is closed.	→ Open pressure line (e. g. bent pressure hose).
	Air cushion in suction foot.	→ Unplug mains cable and plug in again.
	When starting the pump, water height falls below the min. water level.	→ Submerge pump deeper (see 8. Technical Data / Minimum submersion depth on commissioning).
	Suction foot / inlet screens clogged.	→ Unplug the mains plug and clean the suction foot valve (see 6. Maintenance).
	Pump overheated: Thermal protection switch switched pump off due to overheating.	→ Unplug the mains plug and clean the suction foot valve (see 6. Maintenance). Observe max. media temperature (35 °C).
	Power supply interrupted.	→ Check fuses and electrical plug-in connections.
Check valve jammed.	→ Disassemble check valve and clean (see 3. Initial operation).	

Fault	Possible cause	Remedy
<b>Delivery rate suddenly decreases.</b>	Suction foot / inlet screens clogged.	→ Unplug the mains plug and clean the suction foot valve (see 6. Maintenance).



For any other malfunctions please contact the GARDENA service department. Repairs must only be carried out by GARDENA service departments or specialist dealers authorised by GARDENA.

## 8. Technical Data

	5500/3 (Art. 1461)	6000/4 (Art. 1468)
<b>Mains voltage / mains frequency</b>	230 V / 50 Hz	230 V / 50 Hz
<b>Rated power</b>	900 W	1,000 W
<b>Max. delivery capacity</b>	5,500 l/h	6,000 l/h
<b>Max. pressure</b>	3.0 bar	4.0 bar
<b>Max. delivery height</b>	30m	40m
<b>Max. submersion depth</b>	12m	12m
<b>Power cable</b>	15m H07 RNF	15m H07 RNF
<b>Pump connection</b>	33.3mm (G 1 female thread)	33.3mm (G 1 female thread)
<b>Minimum submersion depth on commissioning</b>	50mm	70mm
<b>Min./ max. cut-in height</b>	430mm / 660mm	450mm / 680mm
<b>Min./ max. cut-out height</b>	115mm / 210mm	135mm / 230mm
<b>Residual water level</b>	25mm	25mm
<b>Weight approx.</b>	9.6 kg	10.0 kg
<b>Fastening rope</b>	length 15m / Ø 5mm	length 15m / Ø 5mm
<b>Max. media temperature</b>	35 °C	35 °C

## 9. Available accessories

<b>GARDENA 2- / 4-Way Valve</b>	For parallel connection for more than one hose or connected devices.	<b>Art. 8193 / 8194</b>
<b>GARDENA Fitting 3/4"</b>	For 19mm (3/4") hoses.	<b>Art. 1723</b>
<b>GARDENA Fitting 1"</b>	For 25mm (1") hoses.	<b>Art. 1724</b>
<b>GARDENA Pump Connection Set</b>	For 13mm (1/2") hoses via the GARDENA Connection System.	<b>Art. 1750</b>
<b>GARDENA Tap Connector GARDENA Hose Connector</b>	For 16mm (5/8") hoses via the GARDENA Connection System.	<b>Art. (2)902 Art. (2)916</b>
<b>GARDENA Pump Connection Set</b>	For 19mm (3/4") hoses via the GARDENA Connection System.	<b>Art. 1752</b>

## 10. Service / Warranty

---

**Warranty:**

GARDENA guarantees this product for 2 years (from date of purchase). This guarantee covers all serious defects of the unit that can be proved to be material or manufacturing faults. Under warranty we will either replace the unit or repair it free of charge if the following conditions apply:

- The unit must have been handled properly and in keeping with the requirements of the Operating Instructions.
- Neither the purchaser or a non-authorized third party have attempted to repair the unit.

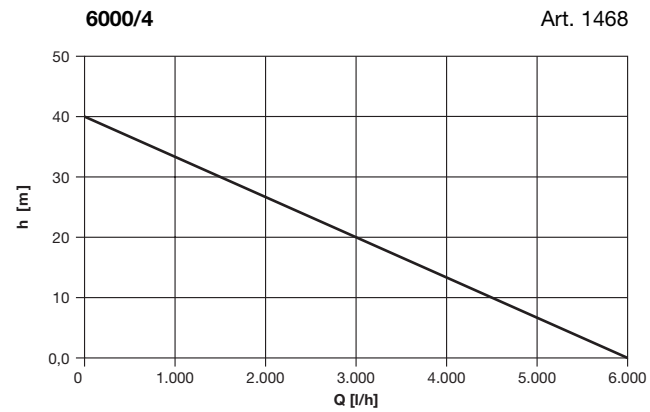
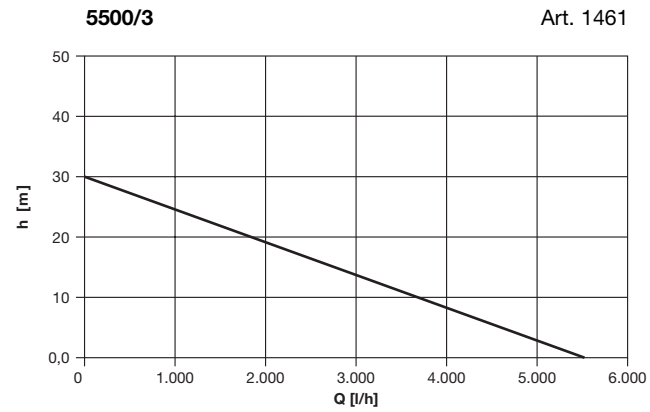
The wear parts (impellers and turbines) are excluded from the warranty.

Pumps damaged by frost are excluded from the warranty.

This manufacturer's guarantee does not affect the user's existing warranty claims against the dealer / seller.

If you have any problems with your Submersible Pressure Pump, please contact our Service or return the defective unit together with a short description of the problem – in case of guarantee, with a copy of the receipt – postage paid to one of the GARDENA Service Centres listed on the back of this leaflet.

Pumpen-Kennlinien  
Performance characteristics  
Courbes de performance  
Prestatiegrafiek  
Kapacitetskurva  
Ydelses karakteristika  
Kapacitteetikäyrä  
Kapacitetskurve  
Curva di rendimento  
Curva característica  
de la bomba  
Características de performance  
Charakterystyka pompy  
Szivattyú-jelleggörbe  
Charakteristika čerpadla  
Charakteristiky čerpadla  
Χαρακτηριστικό διάγραμμα  
της αντλίας  
Karakteristike črpal  
Характеристика насоса  
Крива характеристики  
насоса  
Obilježja pumpe  
Pompa karakter eğrisi  
Caracteristică pompă  
Помпена характеристика  
Pumba karakteristik  
Siurblio charakteristinė kreivė  
Direktiva par sūkņiem




<p><b>D Produkthftung</b> Wir weisen ausdrücklich darauf hin, dass wir nach dem Produkthftungsgesetz nicht für durch unsere Geräte hervorgerufene Schäden einzustehen haben, sofern diese durch unsachgemäße Reparatur verursacht oder bei einem Teileaustausch nicht unsere originale GARDENA Teile oder von uns freigegebene Teile verwendet wurden und die Reparatur nicht vom GARDENA Service oder dem autorisierten Fachmann durchgeführt wird. Entsprechendes gilt für Ergänzungssteile und Zubehör.</p>
<p><b>GB Product Liability</b> We expressly point out that, in accordance with the product liability law, we are not liable for any damage caused by our units if it is due to improper repair or if parts exchanged are not original GARDENA parts or parts approved by us, and, if the repairs were not carried out by a GARDENA Service Centre or an authorised specialist. The same applies to spare parts and accessories.</p>
<p><b>F Responsabilité</b> Nous vous signalons expressément que GARDENA n'est pas responsable des dommages causés par ses appareils, dans la mesure où ces dommages seraient causés suite à une réparation non conforme, dans la mesure où, lors d'un échange de pièces, les pièces d'origine GARDENA n'auraient pas été utilisées, ou si la réparation n'a pas été effectuée par le Service Après-Vente GARDENA ou l'un des Centres SAV agréés GARDENA. Ceci est également valable pour tout ajout de pièces et d'accessoires autres que ceux préconisés par GARDENA.</p>
<p><b>NL Productaansprakelijkheid</b> Wij wijzen er nadrukkelijk op, dat wij op grond van de wet aansprakelijkheid voor producten niet aansprakelijk zijn voor schade ontstaan door onze apparaten, indien deze door onvakkundige reparatie veroorzaakt zijn, of er bij het uitwisselen van onderdelen geen gebruik gemaakt werd van onze originele GARDENA onderdelen of door ons vrijgegeven onderdelen en de reparatie niet door de GARDENA technische dienst of de bevoegde vakman uitgevoerd werd. Ditzelfde geldt voor extra-onderdelen en accessoires.</p>
<p><b>S Produktansvar</b> Tillverkaren är inte ansvarig för skada som orsakats av produkten om skadan beror på att produkten har reparerats felaktigt eller om, vid reparation eller utbyte, andra än Original GARDENA reservdelar har använts. Samma sak gäller för kompletteringsdelar och tillbehör.</p>
<p><b>DK Produktansvar</b> Vi gør udtrykkeligt opmærksom på, at vi i henhold til produktansvarsloven ikke er ansvarlige for skader forårsaget af vores udstyr, såfremt det sker på grund af uautoriserede reparationer eller hvis dele er skiftet ud og der ikke er anvendt originale GARDENA dele eller dele godkendt af os, eller hvis reparationerne ikke er udført af GARDENA-service eller en autoriseret fagmand. Det samme gælder for ekstra udstyr og tilbehør.</p>
<p><b>FI Tuotevastuu</b> Korostamme nimenomaan, että tuotevastuulain nojalla emme ole vastuussa laitteistamme johtuneista vahingoista, mikäli nämä ovat aiheutuneet epäasianmukaisesta korjauksesta tai osia vaihdettaessa ei ole käytetty alkuperäisiä GARDENA-varaosia tai hyväksymiämme osia ja korjauksen on suorittanut muu kuin GARDENA-huoltokeskus tai valtuuttamamme ammattihenkilö. Tämä pätee myös lisäksiin ja lisävarusteisiin.</p>
<p><b>I Responsabilità del prodotto</b> Si rende espressamente noto che, conformemente alla legislazione sulla responsabilità del prodotto, non si risponde di danni causati da nostri articoli se originati da riparazioni eseguite non correttamente o da sostituzioni di parti effettuate con materiale non originale GARDENA o comunque da noi non approvato e, in ogni caso, qualora l'intervento non venga eseguito da un centro assistenza GARDENA o da personale specializzato autorizzato. Lo stesso vale per le parti complementari e gli accessori.</p>
<p><b>E Responsabilidad de productos</b> Advertimos que conforme a la ley de responsabilidad de productos no nos responsabilizamos de daños causados por nuestros aparatos, siempre y cuando dichos daños hayan sido originados por arreglos o reparaciones indebidas, por recambios con piezas que no sean piezas originales GARDENA o bien piezas no autorizadas por nosotros, así como en aquellos casos en que la reparación no haya sido efectuada por un Servicio Técnico GARDENA o por un técnico autorizado. Lo mismo es aplicable para las piezas complementarias y accesorios.</p>
<p><b>P Responsabilidade sobre o produto</b> Queremos salientar que segundo a lei da responsabilidade do fabricante, nós não nos responsabilizaremos por danos causados pelo nosso equipa-mento, quando estes ocorrerem em decorrência de reparações inadequadas ou da substituição de peças por peças não originais da GARDENA, ou peças não autorizadas. A responsabilidade tornar-se-à nula também depois de reparações realizadas por oficinas não autorizadas pela GARDENA. Esta restrição valerá também para peças adicionais e acessórios.</p>
<p><b>PL Odpowiedzialność za produkt</b> Informujemy, że zgodnie z ustawą o odpowiedzialności cywilnej za szkody powstałe w związku z wadliwością towaru nie ponosimy odpowiedzialności za szkody powstałe w wyniku użytkowania naszych urządzeń, o ile spowodowane zostały niewłaściwą naprawą lub przy wymianie elementów nie zostały zastosowane nasze części oryginalne firmy GARDENA, a naprawa nie została wykonana przez serwis firmy GARDENA lub przez autoryzowanego przedstawiciela. Taka sama zasada dotyczy części uzupełnianych i akcesoriów.</p>

<p><b>H Termékszavatosság</b> Nyomatékosan utalunk arra a tényre, hogy a termékszavatossági törvény szerint nem kell jótállást vállalnunk azokra a károkra, amelyeket nem a mi készülékeink okoztak, ha ezeket szakszerűtlen javítás okozta vagy egy alkatrész kicserélésénél nem a mi eredeti GARDENA alkatrészeket vagy általunk engedélyezett alkatrészeket használtak fel és a javítást nem a GARDENA szerviz vagy egy erre felhatalmazott szakember végezte. Hasonlóképpen érvényes ez a kiegészítő alkatrészekre és tartozékokra is.</p>
<p><b>CZ Odpovědnost za výrobek</b> Výslovně upozorňujeme na to, že podle zákona o odpovědnosti za výrobek neneseme odpovědnost za škody způsobené našimi přístroji, pokud byly způsobeny neodbornou opravou nebo použitím jiných než našich originálních náhradních dílů GARDENA nebo námi schválených dílů a neprovedením opravy servisem GARDENA nebo autorizovaným odborníkem. Odpovídající platí i pro doplňkové díly a příslušenství.</p>
<p><b>SK Predmet záruky</b> Upozorňujeme dôrazne na to, že podľa zákona o poskytovaní záruk nezodpovedáme za škody spôsobené našimi výrobkami, v prípade, že boli boli vyvolané neodbornými opravami, výmenou dielcov, ktoré nepatria k originálnym dielom GARDENA alebo neboli nami schválené a rovnako boli spôsobené servisnými zásahmi, ktoré neboli vykonané servisom GARDENA alebo autorizovaným odborníkom. Rovnako to platí pre doplnky a príslušenstvo.</p>
<p><b>GR Ευθύνη για το προϊόν</b> Σας υπενθυμίζουμε ρητά, ότι σύμφωνα με το νόμο περί ευθύνης για τα προϊόντα δεν ευθυνόμαστε για ενδεχόμενες βλάβες που προκαλούνται από τις συσκευές μας, εφόσον οφείλονται σε μια ακατάλληλη επισκευή ή σε μια αντικατάσταση τμημάτων για την οποία δεν έχουν χρησιμοποιηθεί τα πρωτότυπα ανταλλακτικά της GARDENA ή τα από μας εγκεκριμένα ανταλλακτικά και σε περίπτωση που δεν εκτελείται η επισκευή από το Τμήμα Εξυπηρέτησης Πελατών της GARDENA ή από έναν εξουσιοδοτημένο εξειδικευμένο τεχνίτη. Το ίδιο ισχύει για εξαρτήματα και συμπληρωματικά τμήματα.</p>
<p><b>SLD Jamstvo za izdelek</b> Pismo poudarjamo, da po zakonu jamstva za izdelek nismo odgovorni za škodo, ki bi nastala zaradi uporabe našega izdelka, prav tako tudi ne za škodo ki bi nastala zaradi nepravilnega popravila izdelka ali pri napačni zamenjavi delov, ki niso originalni deli GARDENA ali pri uporabi z naše strani potrjenih delov, ki pa niso bili vgrajeni v servisu GARDENA ali v naši pooblašteni servisni službi. Enako velja tudi za nadomestne dele in opremo.</p>
<p><b>RO Responsabilitatea legala a produsului</b> Menționăm în mod expres ca, în concordanță cu responsabilitatea legala a produsului, nu suntem răspunzători de nici un accident provocat de produsele noastre dacă se datorează reparării necorespunzătoare sau dacă piesele de schimb nu sunt originale GARDENA sau aprobate de GARDENA, sau dacă reparațiile nu au fost efectuate de un Centru de Service GARDENA sau un specialist autorizat. Aceleași prevederi se aplică și pieselor de schimb și accesoriilor.</p>
<p><b>BG Отговорност за качество:</b> Изрично подчертаваме, че съгласно закона за отговорност за качество, ние не носим отговорност за вредите причинени от нашите уреди, ако същите са причинени от неправилен ремонт или при подмяната на части не са използвани оригинални части на GARDENA или части одобрени от нас и ремонта не е извършен от сервиз на GARDENA или оторизиран специалист. Същото важи за допълнителните части и принадлежности.</p>
<p><b>EST Tootevastutus:</b> Juhime teie tähelepanu sellele, et tootevastutusseaduse kohaselt ei vastuta me meie seadmete poolt põhjustatud kahjude eest, kui need on tekkinud asjatundmatu paranduse tagajärjel või kui detaili vahetamisel ei kasutatud GARDENA originaalvaruosid ega meie poolt kasutada lubatud varuosid ja kui parandustööd ei ole teinud GARDENA klienditeenindusspetsialistid ega meie volitatud spetsialistid. Sama kehtib lisadetailide ja tarvikute kohta.</p>
<p><b>LT Atsakomybė už produkciją:</b> Nurodome, kad remdamiesi Atsakomybės už produkciją įstatymu, neatsakome už nuostolius, sukeltus mūsų prietaisų, jei jie atsirado dėl netinkamo remonto, arba, jei keičiant dalis, buvo naudojami neoriginalios GARDENA dalys arba dalys, kurių mes neleidome naudoti, o remontą atliko ne GARDENA servisas arba neįgaliotasis specialistas. Tas pats galioja papildomoms dalims ir priedams.</p>
<p><b>LV Produkta atbildība:</b> Mēs skaidri norādām uz to, ka saskaņā ar Produktu atbildības likumu, mēs neatbildam par mūsu iekārtu radītiem zaudējumiem, ciktāl tos ir izraisījis neatbilstošs remonts vai daļu nomaiņa ar neoriģinālām GARDENA daļām vai ne ar mūsu norādītajām detaļām un remontu nav veicis GARDENA serviss vai pilnvarots speciālists. Tas pats attiecas uz papildinošajām daļām un piederumiem.</p>

<p><b>D EG-Konformitätserklärung</b> Der Unterzeichnete Husqvarna AB, 561 82 Huskvarna, Sweden bestätigt, dass die nachfolgend bezeichneten Geräte in der von uns in Verkehr gebrachten Ausführung die Anforderungen der harmonisierten EU-Richtlinien, EU-Sicherheitsstandards und produktspezifischen Standards erfüllen. Bei einer nicht mit uns abgestimmten Änderung der Geräte verliert diese Erklärung ihre Gültigkeit.</p>	<p><b>PL Deklaracja zgodności Unii Europejskiej</b> Husqvarna AB, 561 82 Huskvarna, Sweden potwierdza, że poniżej określone urządzenia w wersji oferowanej przez nas do sprzedaży spełniają wymagania zharmonizowanych dyrektyw Unii Europejskiej, standardu bezpieczeństwa Unii Europejskiej i standardu specyficznych dla tego typu produktów. W przypadku zmiany urządzenia, która nie została z nami uzgodniona, niniejsza deklaracja traci moc obowiązywania.</p>
<p><b>GB EU Declaration of Conformity</b> The undersigned Husqvarna AB, 561 82 Huskvarna, Sweden hereby certifies that, when leaving our factory, the units indicated below are in accordance with the harmonised EU guidelines, EU standards of safety and product specific standards. This certificate becomes void if the units are modified without our approval.</p>	<p><b>H EU-Megfelelőségi nyilatkozat</b> Alulírott, a Husqvarna AB, 561 82 Huskvarna, Sweden igazolja azt, hogy az alábbiakban megnevezett készülékek, az általunk forgalomba hozott kivitelben teljesítik a harmonizációs EU-irányelvek, az EU biztonsági szabványok és a termékjellemző szabványok követelményeit. Ha a készülékeken a mi beleegyezésünk nélkül változtatást végeznek, akkor ez a nyilatkozat érvényét veszti.</p>
<p><b>F Certificat de conformité aux directives européennes</b> Le constructeur, soussigné : Husqvarna AB, 561 82 Huskvarna, Sweden déclare qu'à la sortie de ses usines le matériel neuf désigné ci-dessous était conforme aux prescriptions des directives européennes énoncées ci-après et conforme aux règles de sécurité et autres règles qui lui sont applicables dans le cadre de l'Union européenne. Toute modification portée sur ce produit sans l'accord express de GARDENA supprime la validité de ce certificat.</p>	<p><b>CZ Prohlášení o shodě EU</b> Podepsaný Husqvarna AB, 561 82 Huskvarna, Sweden potvrzuje, že dále uvedené přístroje v naší do provozu uvedeném provedení splňují požadavky harmonizovaných směrní EU, bezpečnostních norem EU a norem specifických pro výrobek. Při naší neschválené změně přístrojů ztrácí toto prohlášení platnost.</p>
<p><b>NL EU-overeenstemmingsverklaring</b> Ondergetekende Husqvarna AB, 561 82 Huskvarna, Sweden bevestigt, dat de volgende genoemde apparaten in de door ons in de handel gebrachte uitvoering voldoen aan de eis van, en in overeenstemming zijn met de EU-richtlijnen, de EU-veiligheidsstandaard en de voor het product specifieke standaard. Bij een niet met ons afgestemde verandering aan de apparaten verliest deze verklaring haar geldigheid.</p>	<p><b>SK EU-Vyhlasenie o zhode</b> Nižšie uvedená firma Husqvarna AB, 561 82 Huskvarna, Sweden vyhlasuje, že uvedené zariadenia, ktoré sme uviedli na trh v ich vyhotovení spĺňajú požiadavky harmonizovaných predpisov EU, bezpečnostných štandardov EÚ a výrobné-súbežných štandardov. Pri zmene zariadenia, ktorá nebola odsúhlasená výrobcom stráca toto vyhlásenie platnosť.</p>
<p><b>S EU Tillverkarintyg</b> Undertecknad firma Husqvarna AB, 561 82 Huskvarna, Sweden intygar härmed att nedan nämnda produkter överensstämmer med EU:s direktiv, EU:s säkerhetsstandard och produktspecifikation. Detta intyg upphör att gälla om produkten ändras utan vårt tillstånd.</p>	<p><b>GR Δήλωση Συμμόρφωσης προς τις Οδηγίες της ΕΕ</b> Η υπογράφοσα Husqvarna AB, 561 82 Huskvarna, Sweden δηλώνει, ότι τα εξής αναφερόμενα εκδοόμενα από την εταιρία μας προϊόντα ανταποκρίνονται σε όλες τις εναρμονισμένες προδιαγραφές της ΕΕ, στα πρότυπα ασφαλείας της ΕΕ και στα ειδικά για το προϊόν πρότυπα. Σε μία μη συμφωνημένη με την εταιρία μας τροποποίηση των συσκευών αυτή η δήλωση χάνει την ισχύ της.</p>
<p><b>DK EU Overensstemmelse certifikat</b> Undertegnede Husqvarna AB, 561 82 Huskvarna, Sweden bekræfter hermed, at enheder listet herunder, ved afsendelse fra fabrikken, er i overensstemmelse med harmoniserede EU retningslinier, EU sikkerheds standarder og produkt specifikations standarder. Dette certifikat træder ud af kraft hvis enhederne er ændret uden vor godkendelse.</p>	<p><b>SLO EV-izjava o skladnosti</b> Podpisani proizvajalec »Husqvarna AB, 561 82 Huskvarna, Sweden« s podpisom potrjuje, da sledeče opisana naprava, ki smo jo poslali na tržišče izpolnjuje zahteve harmoniziranih standardov ES-smernic, ES-varnostnih standardov in izdelku specifičnih standardov. V primeru spremembe na napravi brez našega pisnega dovoljenja ta izjava izgubi svoj pomen in veljavnost.</p>
<p><b>FI EY-vaatimustenmukaisuusvakuutus</b> Allekirjoittanut Husqvarna AB, 561 82 Huskvarna, Sweden vakuuttaa, että allamainitut laitteet täyttävät tehtaaltamme lähtießään yhdenmukaistettujen EY-direktiivien, EY-turvallisuus-standardien ja tuotekohtaisten standardien vaatimukset. Laitteisiin tehdyt muutokset, joista ei ole sovittu kanssamme, johtavat tämän vakuutuksen raukeamiseen.</p>	<p><b>RO UE-Certificat de conformitate</b> Prin prezenta Husqvarna AB, 561 82 Huskvarna, Sweden, certifica faptul ca, in momentul in care produsele mentionate mai jos ies din fabrica sunt in concordanta cu directivele UE, standardele de siguranta UE si standardele specifice ale produsului UE. Acest certificat devine nul in cazul modificarii aparatului fara aprobarea noastra.</p>
<p><b>I Dichiarazione di conformità alle norme UE</b> La sottoscritta Husqvarna AB, 561 82 Huskvarna, Sweden certifica che il prodotto qui di seguito indicato, nei modelli da noi commercializzati, è conforme alle direttive armonizzate UE nonché agli standard di sicurezza e agli standard specifici di prodotto. Qualunque modifica apportata al prodotto senza nostra specifica autorizzazione invalida la presente dichiarazione.</p>	<p><b>BG ЕС-Декларация за съответствие</b> Подписаната фирма Husqvarna AB, 561 82 Huskvarna, Sweden декларира, че описаните по-долу уреди, пуснати в продажба съгласно нашата спецификация, изпълняват изискванията на хармонизираните ЕС-директиви, ЕС-стандарти за безопасност и специфичните производствени стандарти. При промяна на уреда, която не е съгласувана с нас, тази декларация губи своята валидност.</p>
<p><b>E Declaración de conformidad de la UE</b> El que subscribe Husqvarna AB, 561 82 Huskvarna, Sweden declara que la presente mercancía, objeto de la presente declaración, cumple con todas las normas de la UE, en lo que a normas técnicas, de homologación y de seguridad se refiere. En caso de realizar cualquier modificación en la presente mercancía sin nuestra previa autorización, esta declaración pierde su validez.</p>	<p><b>EST ELI vastavusdeklaratsioon</b> Allkirjutanu Husqvarna AB, 561 82 Huskvarna, Sweden kinnitab, et kirjeldatud seade vastab meie poolt ringluse viidud kujul ELI harmoniseeritud direktiividele, ELI ohutusstandarditele ja tootega seotud standarditele. Meiega kooskõlastamata muudatuse tegemise korral seadmed kaotab see deklaratsioon kehtivuse.</p>
<p><b>P Certificado de conformidad de la UE</b> Os abaixo mencionados Husqvarna AB, 561 82 Huskvarna, Sweden Por este meio certificam que ao sair da fábrica os aparelhos abaixo mencionados estão de acordo com as diretivas harmonizadas da UE, padrões de segurança e de produtos específicos. Este certificado ficará nulo se as unidades forem modificadas sem a nossa aprovação.</p>	<p><b>LT ES Atitikties deklaracija</b> Pasirašanti firma Husqvarna AB, 561 82 Huskvarna, Sweden patvirtina, kad žemiau nurodyti prietaisai ir jų modeliai, kuriuos paleidome į ppyvartą, patenkinia harmonizuotas ES direktyvas, ES saugumo standartus ir specifinius gaminio standartus. Atlikus bet kokį priedaiso pakeitimą, kuris nėra suderintas su mumis, ši deklaracija praranda galiojimą.</p>
<p><b>LV ES-atbilstības deklaracija</b> Parakstīstiesies Husqvarna AB, 561 82 Huskvarna, Sweden, Vācija apstiprina, ka sekojoši apzīmētās iekārtas, kuras mēs izplatām, savā izpildījumā atbilst harmonizētajām ES direktīvām, ES drošības standartiem un produkta specifiskajiem standartiem. Ar mūsu neapstiprinātām izmaiņām iekārtā šī deklarācija zaudē savu derīgumu.</p>	<p><b>LV ES-atbilstības deklaracija</b> Parakstīstiesies Husqvarna AB, 561 82 Huskvarna, Sweden, Vācija apstiprina, ka sekojoši apzīmētās iekārtas, kuras mēs izplatām, savā izpildījumā atbilst harmonizētajām ES direktīvām, ES drošības standartiem un produkta specifiskajiem standartiem. Ar mūsu neapstiprinātām izmaiņām iekārtā šī deklarācija zaudē savu derīgumu.</p>

<p>Bezeichnung der Geräte: Description of the units: Désignation du matériel : Omschrijving van de apparaten: Produktbeskrivning: Beskrivelse af produktet: Laitteiden nimitys: Descrizione dei prodotti: Descripción de la mercancía: Descrição dos aparelhos: Nazwa urządzenia:</p>	<p><b>Tauch-Druckpumpe</b> <b>Submersible Pressure Pump</b> <b>Pompe immergée pour arrosage</b></p> <p><b>Dompel-drukpoerpomp</b> <b>Dränkbar Tryckpump</b> <b>Dyk- / trykpumpe</b> <b>Uppropainerpumppu</b> <b>Pompa sommersa a pressione</b></p> <p><b>Bomba sumergible a presión</b> <b>Bomba submersível de pressão</b> <b>Pompa zanurzeniowo-cisnieniowa</b> <b>Merülő nyomószivattyú</b> <b>Ponorné tlakové čerpadlo</b> <b>Ponorné tlakové čerpadlo</b> <b>Βυθιζόμενη αντλία πίεσης</b> <b>Ποτορπα tlačná črpalka</b> <b>Pompă submersibilă de presiune</b> <b>Ποτρωπια δυλβочинна помпа</b> <b>Uputatav pump</b> <b>Panardinami slėginiai siurbliai</b> <b>Legremdžiams spiediensūknis</b></p>
<p>A készülékek megnevezése: Označení přístrojů: Označenie zariadenia: Ονομασία της συσκευής: Opis naprave: Descrierea articolelor: Обозначение на уредите: Seadmete nimetus: Prietaisų pavadinimas: Iekārtu apzīmējums:</p>	<p><b>2006/42/EG</b> <b>2004/108/EG</b> <b>93/68/EG</b> <b>2006/95/EG</b></p>
<p>EU-Richtlinien: EU directives: Directives européennes : EU-richtlijnen: EU directives: EU Retningslinier: EY-direktíviiv: Directive UE: Normativa UE: Directrices da UE: Dyrektywy Unii Europejskiej: EU-irányelvek: Směrnice EU: EU-Predpisy: Οδηγίες της ΕΕ: ES-smernice: Directive UE: ЕС-директиви: ELI direktiivid: ES direktyvos: ES-direktivas:</p>	<p>Hinterlegte Dokumentation: GARDENA Technische Dokumentation, E. Renn 89079 Ulm</p> <p>Deposited Documentation: GARDENA Technical Documentation, E. Renn 89079 Ulm</p> <p>Documentation déposée : Documentation technique GARDENA, E. Renn 89079 Ulm</p>
<p>Anbringningsjahr der CE-Kennzeichnung: Year of CE marking: Année d'aposition du marquage CE : Installatiejaar van de CE-aanduiding: Märkningsår: CE-Märkningsår: CE-merkin kiinnitysvuosi: Anno di applicazione della certificazione CE: Colocación del distintivo CE: Ano de marcação pela CE: Rok nadania oznakowania CE: CE-jelzés elhelyezésének éve: Rok umístění značky CE: Rok udelenia značky CE: Ετος σήματος CE: Leto namestitve CE-oznake: Anul de marcarea CE: Година на поставяне на CE-маркировка: CE-märgistuse paigaldamise aasta: Metai, kuriais pažymėta CE-ženklui: CE-marķējuma uzlikšanas gads:</p>	<p>2008</p>

<p>Typen: Types: Types : Type: Typ: Typer: Tyypit: Típi: Tipos: Tipos: Tyпу: Tipusok: Tyпу: Typ: Tύποι: Típi: Típur: Типове: Tüübid: Típai: Típi:</p>	<p>Art.-Nr.: Art. No.: Référéncie : Art.n.r.: Art.nr.: Tuoten:o Art.: Art. No: Art. no: Nr artykulu: Cikkszám: Cislo artiklu: Art.: Αριθ. ειδους: Art št.: Nr art.: Αрт. номер: Toote nr : Gamínio nr.: Izstr. :</p>
<p>5500/3 6000/4</p>	<p>1461 1468</p>
<p>Harmonisierte EN:</p>	
<p><b>EN ISO 12100</b> <b>EN 60335-1</b> <b>EN 60335-2-41</b></p>	
<p>Ulm, den 01.06.2008 Ulm, 01.06.2008 Fait à Ulm, le 01.06.2008 Ulm, 01-06-2008 Ulm, 2008.06.01. Ulm, 01.06.2008 Ulm, 01.06.2008 Ulm, 01.06.2008 Ulm, 01.06.2008 Ulm, dñia 01.06.2008 Ulm, 01.06.2008 Ulm, 01.06.2008 Ulm, 01.06.2008 Ulm, 01.06.2008 Ulm, 01.06.2008 Ulm, 01.06.2008 Ulm, 01.06.2008 Ulm, 01.06.2008 Ulm, 01.06.2008</p>	<p>Der Bevollmächtigte Authorised representative Le mandataire De gevolmachtigde Auktoriserad representant Autoriseret representant Valtuutettu edustaja Persona delegata La persona autorizada O reprezentante Pelnomocnik Meghatalmazott Zplnomocnėnec Spilnomocņny Ο εξουσιοδοτημένος Rooblaščeneč Conducerea tehnică Упълномощен Volitatud esindaja Igaliotasis atstovavs Pilnvarotā persona</p>
<p> <b>Peter Lameli</b> Vice President</p>	



**Deutschland / Germany**

GARDENA  
Manufacturing GmbH  
Central Service  
Hans-Lorenser-Str. 40  
89079 Ulm  
Produktfragen:  
(+49) 731 490-123  
Reparaturen:  
(+49) 731 490-290  
service@gardena.com

**Argentina**

Husqvarna Argentina S.A.  
Vera 745  
(C1414A00) Buenos Aires  
Phone: (+ 54) 11 4858-5000  
diego.poggi@ar.husqvarna.com

**Australia**

Husqvarna Australia Pty. Ltd.  
Locked Bag 5  
Central Coast BC, NSW 2252  
Phone: 0061 24352 7400  
customer.service@husqvarna.com.au

**Austria / Österreich**

Husqvarna Austria GmbH  
Consumer Products  
Industriezeile 36  
4010 Linz  
Phone: (+43) (0) 732/77 01 01-90  
consumer.service@husqvarna.at

**Belgium**

GARDENA Belgium NV/SA  
Leuvensesteenweg 555 b10  
1930 Zaventem  
Phone: (+32) 27 20 921 2  
info@gardena.be

**Brazil**

Palash Importação  
e Comércio Ltda  
Rua São João do Araguaia, 338  
Barueri – SP – CEP: 06409-060  
Phone: (+55) 11 4198-9777  
eduardo@palash.com.br

**Bulgaria**

Husqvarna Bulgaria Eood  
72 Andrey Ljapchev Blvd.  
1799 Sofia  
Phone: 02/9 75 30 76

**Canada**

GARDENA Canada Ltd.  
100 Summerlea Road  
Brampton, Ontario L6T 4X3  
Phone: (+1) 905 792 93 30  
info@gardenacanada.com

**Chile**

Garden Chile S.A.  
San Sebastián 2839  
Ofic. 701 A  
Las Condes - Santiago de Chile  
Phone: (+56) 2 20 10 708  
garfar\_cl@yahoo.com

**Costa Rica**

Compania Exim  
EuroIberoamericana S.A.  
Apto Postal 1260  
San José  
Phone: (+506) 223 20 75  
exim\_euro@racsa.co.cr

**Croatia**

SILK ADRIA d.o.o.  
Josipa Lončara 3  
10090 Zagreb  
Phone: (+385) 1 3794 580  
silk.adria@zg.t-com.hr

**Cyprus**

FARMOKIPIKI LTD  
P.O. Box 7098  
74, Digeni Akrita Ave.  
1641 Nicosia  
Phone: (+357) 22 75 47 62  
condam@spidernet.com.cy

**Czech Republic**

Husqvarna Česko s.r.o.  
Türkova 2319 / 5b  
149 00 Praha 4 – Chodov  
Bezplatná infolinka: 800 100 425  
servis@cz.husqvarna.com

**Denmark**

GARDENA  
Husqvarna Consumer Outdoor Products  
Salgsafdelning Danmark  
Box 9003  
200 39 Malmö  
info@gardena.dk

**Estonia**

Husqvarna Eesti OÜ  
Consumer Outdoor Products  
Kesk tee 10, Aaviku küla  
Rae vald, Harju maakond 75305  
kontakt.etj@husqvarna.ee

**Finland**

Oy Husqvarna Ab  
Consumer Outdoor Products  
Lautatarhankatu 8 B / PL 3  
00581 HELSINKI  
info@gardena.fi

**France**

Husqvarna France S.A.S.  
9 – 11 allée des Pierres Mayettes  
ZAC des Barbanniers  
B.P. 99  
92232 Gennevilliers cedex  
Phone: (+33) 01 40 85 30 40  
service.consommateurs@gardena.fr

**Great Britain**

Husqvarna UK Ltd  
Preston Road  
Aycliffe Industrial Park  
Newton Aycliffe  
Co Durham  
DL5 6UP  
info.gardena@husqvarna.co.uk

**Greece**

HUSQVARNA ΕΛΛΑΣ Α.Ε.Β.Ε.  
Υπ/μα Ηρακλειστου 33Α  
Bl. Π. Κορωπίου  
19 400 Κορωπί Αττικής  
Phone: (+30) 210 6620225 – 6  
service@agrokop.gr

**Hungary**

Husqvarna  
Magyarország Kft.  
Ezred u. 1 – 3  
1044 Budapest  
Phone: (+ 36) 80 20 40 33  
gardena@gardena.hu

**Íceland**

Ó. Johnson & Kaaber  
Tunguhalssi 1  
110 Reykjavik  
ooj@ojk.is

**Ireland**

McLoughlins RS  
Unit 5  
North Cross Business Park  
North Road, Finglas  
Dublin 11

**Italy**

Husqvarna Italia S.p.A.  
Via Como, 72  
23868 Valmadrera (LC)  
Phone: (+39) 0341.203.111  
info@gardenaitalia.it

**Japan**

KAKUICHI co., Ltd.  
Sumitomo Realty & Development  
Kojimachi  
BLDG. 8F  
5 – 1 Nibanncho, chiyoda-ku,  
Tokyo 102-0084  
Phone: (+81)-(0)3-3264-4721  
m\_isihara@kaku-ichi.co.jp

**Latvia**

SIA „Husqvarna Latvija“  
Consumer Outdoor Products  
Bākūžu iela 6, Rīga, LV-1024  
info@husqvarna.lv

**Lithuania**

UAB Husqvarna Lietuva  
Consumer Outdoor Products  
Ateities pl. 77C  
LT-52104 Kaunas  
centras@husqvarna.lt

**Luxembourg**

Magasins Jules Neuberg  
39, rue Jacques Stas  
Luxembourg-Gasperich 2549  
Case Postale No. 12  
Luxembourg 2010  
Phone: (+352) - 40 14 01  
api@neuberg.lu

**Netherlands**

GARDENA Nederland B.V.  
Postbus 50176  
1305 AD ALMERE  
Phone: (+31) 36 521 00 00  
info@gardena.nl

**Neth. Antilles**

Jonka Tuincentrum  
Sta. Rosa Weg 196  
P.O. Box 8200  
Curaçao  
Phone: (+599) 9 767 66 55  
pgm@jonka.com

**New Zealand**

Husqvarna New Zealand Ltd.  
PO Box 76437  
Manukau City 2241  
Phone: 0064 9 9202410  
sales.nz@husqvarna.co.nz

**Norway**

GARDENA  
Husqvarna Consumer Outdoor Products  
Salgskontor Norge  
Kleiverveien 6  
1540 Vestby  
info@gardena.no

**Poland**

Husqvarna Poland Sp. z o.o.  
ul. Wysockiego 15 B  
03-371 Warszawa  
Phone: (+ 48) 22 330 96 00  
gardena@gardena.pl

**Portugal**

Husqvarna Portugal SA  
Sintra Business Park  
Edifício 1 - Fracção 0 G  
Abrunheira  
2710-089 Sintra  
info@gardena.pt

**Romania**

MADEX INTERNATIONAL SRL  
Soseaua Odăii 117 – 123  
Sector 1, București,  
RO 013603  
Phone: (+40) 21 352-7603 / 4 / 5 / 6  
madex@gardena.ro

**Russia / Россия**

ООО «Husqvarna»  
Leningradskaya street, vladenie 39  
Khimki Business Park  
Building 2, 4th floor  
141400 Moscow Region, Khimki  
Phone: +7 (495) 797 26 70

**Singapore**

HY-RAY PRIVATE LIMITED  
40 Jalan Pemimpin  
#02-08 Tat Ann Building  
Singapore 577185  
Phone: (+65) 6253 2277  
shiyang@hyray.com.sg

**Serbia**

Domel d.o.o.  
Autoput za Novi Sad bb  
11273 Belgrade  
Phone: (+381) 11 84 888 12  
miroslav.jejina@domel.rs

**Slovakia**

Husqvarna Česko s.r.o.  
T – L s.r.o.  
Fedinová 6 – 8  
851 01 Bratislava  
Bezplatná infolinka: 800 154 044  
servis@sk.husqvarna.com

**Slovenia**

GARDENA d.o.o.  
Brodšče 15  
1236 Trzin  
Phone: (+386) 1 580 93 32  
servis@gardena.si

**South Africa**

GARDENA  
South Africa (Pty.) Ltd.  
P.O. Box 11534  
Vorna Valley 1686  
Phone: (+27) 11 315 02 23  
sales@gardena.co.za

**Spain**

Husqvarna Espana S.A.  
C/Basauri, nº 6  
La Florida  
28023 Madrid  
Phone: (+34) 91 708 05 00 (4 líneas)  
atencioncliente@gardena.es

**Sweden**

GARDENA  
Husqvarna Consumer Outdoor Products  
Försäljningskontor Sverige  
Box 9003  
20039 Malmö  
info@gardena.se

**Switzerland / Schweiz**

Husqvarna Schweiz AG  
Consumer Products  
Industriestrasse 10  
5506 Mägenwil  
Phone: +41 (0) 62 887 37 00  
info@gardena.ch

**Turkey**

GARDENA Dost Diş Ticaret  
Mümesillik A.Ş.  
Sanayi Çad. Adil Sok. No. 1  
34873 Kartal – Istanbul  
Phone: (+90) 216 38 93 939  
info@gardena-dost.com.tr

**Ukraine / Україна**

ТОВ «Хускварна Україна»  
Васильківська, 34, 204-Г  
03022, Київ  
Тел.: (+38 044) 498 39 02  
info@gardena.ua

**USA**

GARDENA Canada Ltd.  
100 Summerlea Road  
Brampton, Ontario L6T 4X3  
Phone: (+1) 905 792 93 30  
info@gardenacanada.com

1461-20.960.05/0611  
© GARDENA Manufacturing GmbH  
D-89070 Ulm  
http://www.gardena.com